

Alphabeta AB6 Portfolio Factsheet

Quarter 3

October 2018



Investment Objectives

Our objective is to outperform UK RPI over the medium to long term, keeping within the prescribed volatility limits whilst investing in low cost ETFs or Index funds, physically invested and with a low tracking error.

To achieve the Investment Objectives we deploy quantitative and qualitative techniques and extensive research that shape our macro economic views.

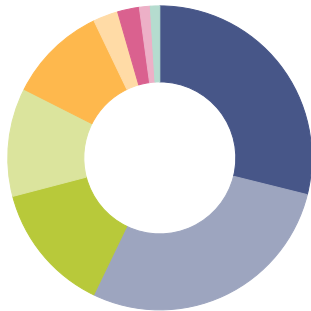
Risk

Time Period: 01/10/2017 to 30/09/2018 Calculation Benchmark: IA OE Global

	Value at Risk	Std Dev
Alphabeta AB 6	3.81	7.11
IA OE Global	4.26	7.93
RPI UK +4.5%	0.41	1.57

Overall Asset Allocation

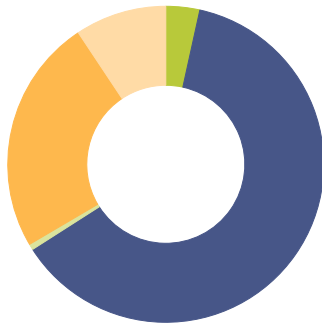
Portfolio Date: 30/09/2018



	%
US Large-Cap Blend Equity	28.9
Global Emerging Markets Equity	28.3
Europe ex-UK Large-Cap Equity	13.8
Pacific ex-Japan Equity	11.5
Japan Large-Cap Equity	10.4
UK Large-Cap Blend Equity	2.7
Sector Equity Infrastructure and Property	2.3
GBP High Yield Bond	1.2
Cash	1.0
Total	100.0

Fixed Income Only Exposure

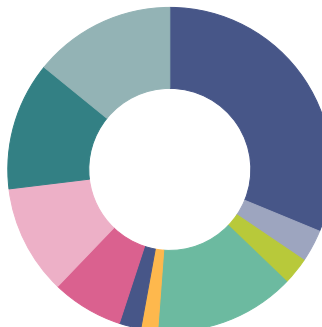
Portfolio Date: 30/09/2018



	%
Government	3.5
Corporate	62.5
Securitized	0.6
Cash & Equivalents	24.1
Derivative	9.3
Total	100.0

Equity Only Exposure

Portfolio Date: 30/09/2018

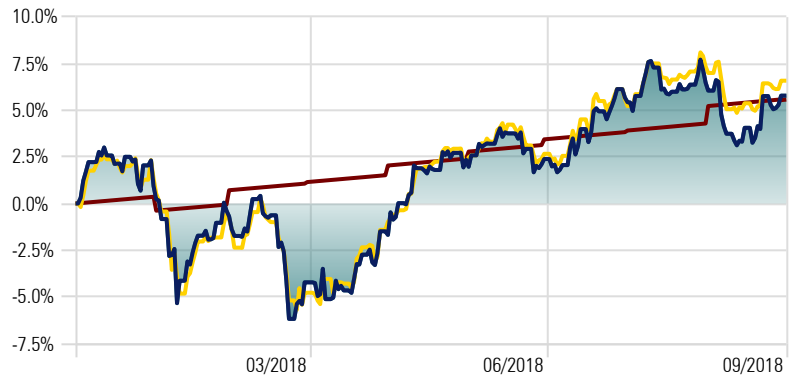


	%
North America	31.2
Latin America	3.2
United Kingdom	2.7
Europe dev	14.0
Europe emrg	1.7
Africa/Middle East	2.2
Australasia	7.1
Japan	10.9
Asia dev	12.8
Asia emrg	14.1
Total	100.0

Source: Morningstar Direct

Investment Growth

Time Period: 01/01/2018 to 30/09/2018



Alphabeta AB 6 IA OE Global RPI UK +4.5% Investment Average

Calendar Year Returns

Data Point: Return Calculation Benchmark: IA OE Global

	YTD	Q3	12-mth	2017	2016	2015	2014	2013
Alphabeta AB 6	5.78	3.32	8.79	—	—	—	—	—
IA OE Global	6.59	3.82	10.60	13.87	23.94	2.85	7.05	21.79
RPI UK +4.5%	5.57	2.05	8.11	8.80	7.12	5.75	6.19	7.29

Snapshot

Base Currency	Pound Sterling
Turnover Ratio %	—
12 Mo Yield	2.11%
KIID Ongoing Charge	0.19%
Management Fee	0.20%
Total Product Cost	0.39%

Top 10 Holdings

Portfolio Date: 30/09/2018

	Portfolio Weighting %	KIID Ongoing Charge
iShares North American Eq Idx (UK) D Acc	21.00	0.08
Vanguard Emerg Mkts Stk Idx GBP Acc	20.00	0.27
Vanguard FTSE Dev Eurp ex UK Eq Idx Acc	13.77	0.12
Vanguard Pac ex-Jpn Stk Idx GBP Acc	11.52	0.23
Vanguard Japan Stock Index GBP Acc	10.43	0.23
Fidelity Index Emerging Markets P Acc	8.27	0.20
Vanguard US Equity Index Acc	7.88	0.10
Vanguard FTSE U.K. All Shr Idx UT Acc	2.65	0.08
First State Gbl Lstd Infrs B Acc GBP	2.32	0.80
Baillie Gifford High Yield Bond B Acc	1.15	0.38
Total	99.00	

Alphabeta AB6 Portfolio Factsheet

Quarter 3

October 2018

Alpha Beta

PARTNERS

Manager's Commentary

Our analysis of Macro, Technical, Fundamental and Geopolitical indicators shows that some stresses are building in the market, although there are few signs, as yet, of real weakness in the economic data.

Geo-political risks has weighed on the markets since the start of this year with the US-China trade war, in particular, seeing no resolution as of yet. The US has now imposed tariffs on \$250bn worth of goods with another \$200bn in the pipeline while China has responded to by easing monetary policy and devaluing the currency to offset the effect of the tariffs.

A tightening of US monetary conditions and a stronger dollar have provided emerging markets with heavy headwinds this year and after a period of relative weakness we now see longer-term value in selective markets.

Despite the length of the current cycle, US earnings and macro data points still point to further upside in US and global equities. That said, relatively lofty valuations have generated some nervousness which is likely to lead to higher volatility in the markets over the coming month. For now, we remain overweight equities relative to bonds, closely monitoring our triggers for any clear signals of a move towards a more risk-off strategy.

Manager Biography



Shahid Chaudhri
CIO

Shahid had over 30+ years experience in Goldman Sachs, Salomon Brothers, Natwest as Head of Quants, Head of Client Solutions, Head of Investments for a Central Bank and as a CIO for Capita Plc.



Asim Javed, CFA
Quant Investment Manager

Asim has over 10+ years experience in the financial services sector with roles in fund accounting, consulting, and quantitative investment risk. Holds a CFA Charter and is also a qualified accountant. Previously he worked as a Senior Manager Risk, specialising in Investment and quantitative investment risk.

Platform Partners



Please contact :

Andrew Thompson or Geoff Brooks on 0207 290 9490

Alphabeta Partners

73, New Bond Street, London W1S 1RS

Disclaimer

The Model Portfolio Service is not a financial instrument. The portfolio will consist of financial instruments which have a target market consistent with the needs of retail clients. This publication is marketing material. It is for information purposes only. This factsheet is for the sole use of the recipient to whom it has been directly delivered by their Financial Adviser and should not be reproduced, copied or made available to others. The information presented herein is for illustrative purposes only and does not provide sufficient information on which to make an informed investment decision. This document is not intended and should not be construed as an offer, solicitation or recommendation to buy or sell any specific investments or participate in any investment (or other) strategy. It is recommended that potential investors should seek advice concerning the suitability of any investment from their Financial Adviser. Potential investors should be aware that past performance is not an indication of future performance and the value of investments and the income derived from them may fluctuate and they may not receive back the amount they originally invested. The tax treatment of investments depends on each investor's individual circumstances and is subject to changes in tax legislation. The performance of actual portfolios linked to this Model Portfolio may differ from the performance of the Model Portfolio shown herein due to the variation in timing of the initial investment or rebalancing differences resulting from minimum transaction size limits on the investment platform. The information in this factsheet is for private circulation only and though it is believed to be correct it cannot be guaranteed. No representation or warranty (express or otherwise) is given as to the accuracy or completeness of the information contained in this factsheet and Alphabeta Partners ("ABP") and its partners and employees accept no liability for the consequences of your acting upon the information contained herein. Alphabeta Partners Limited are an Appointed Representative of Host Capital Limited who are authorised and regulated by Financial Conduct Authority (FCA).