

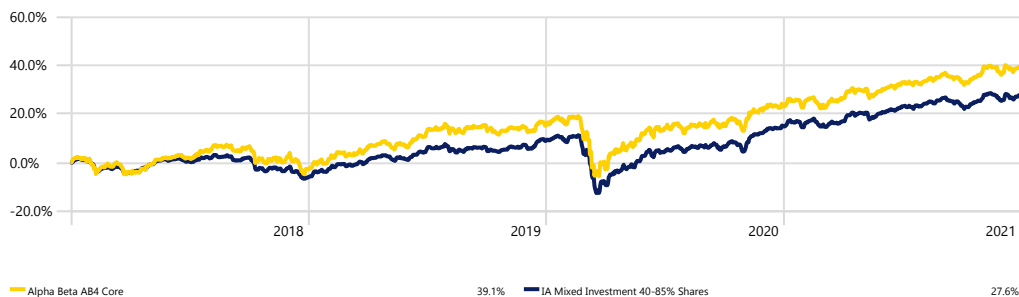
### Investment Objectives

Our objective is to outperform RPI UK + 3% over the medium to long term, keeping within the prescribed volatility limits whilst investing in low cost ETFs or Index funds, physically invested and with a low tracking error.

To achieve the investment objective we deploy quantitative and qualitative techniques and extensive research that shape our macro economic views.

### Investment Growth

Time Period: 01/01/2018 to 31/12/2021



### Snapshot

|                                       |                |
|---------------------------------------|----------------|
| Base Currency                         | Pound Sterling |
| 12 Mo Yield                           | 1.71%          |
| Ongoing Charge                        | 0.22%          |
| Management Fee (VAT where applicable) | 0.20%          |
| Portfolio Cost                        | 0.42%          |

### Calendar Year Returns

| Data Point: Return                | 3Month | 6Month | YTD   | 2020 | 2019  | 2018  | Since inception [01/01/2018] |
|-----------------------------------|--------|--------|-------|------|-------|-------|------------------------------|
| Alpha Beta AB4 Core               | 3.56   | 5.39   | 12.95 | 6.92 | 18.50 | -2.79 | 39.12                        |
| IA Mixed Investment 40-85% Shares | 2.78   | 4.14   | 11.10 | 5.50 | 15.94 | -6.07 | 27.64                        |

### Benchmark

|                      |                            |
|----------------------|----------------------------|
| Benchmark            | UK RPI+3%                  |
| Comparator Benchmark | IA Mixed Investment 40-85% |

### Risk Profile

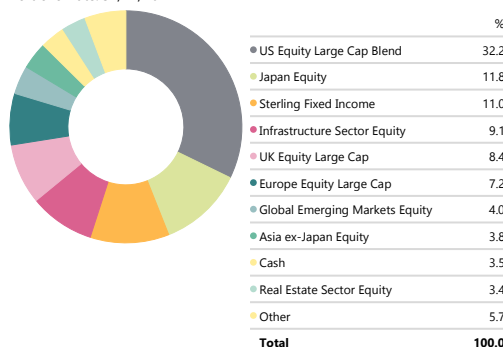
|                     |   |
|---------------------|---|
| Defaqto Risk Rating | 6 |
|---------------------|---|

### Risk

|                                   | Sharpe Ratio | Std Dev |
|-----------------------------------|--------------|---------|
| Alpha Beta AB4 Core               | 1.39         | 4.98    |
| IA Mixed Investment 40-85% Shares | 1.13         | 4.35    |

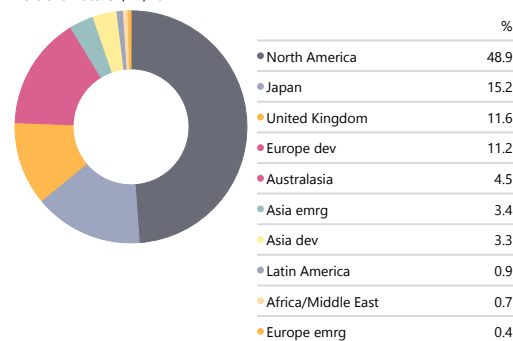
### Asset Allocation

Portfolio Date: 31/12/2021



### Equity Regional Exposure

Portfolio Date: 31/12/2021



### Top 10 Holdings

Portfolio Date: 31/12/2021

| Portfolio Weighting % |  |
|-----------------------|--|
| 23.18%                | iShares North American Eq Idx (UK) D Acc |
| 11.76%                | Vanguard Jpn Stk Idx £ Acc               |
| 9.08%                 | First Sentier Glb Lstd Infra B GBP Acc   |
| 9.04%                 | Vanguard U.S. Eq Idx £ Acc               |
| 8.44%                 | Vanguard FTSE UK All Shr Idx Unit Tr£Acc |
| 7.16%                 | Vanguard FTSE Dev €pe ex-UK Eq Idx £ Acc |
| 4.49%                 | Baillie Gifford High Yield Bond B Acc    |
| 3.97%                 | Vanguard Em Mkts Stk Idx £ Acc           |
| 3.78%                 | Vanguard Pac exJpn Stk Idx £ Acc         |
| 3.48%                 | CASH                                     |
| 84.37%                |  |

### Manager's Commentary

Our favored markets ended the year at an all-time high, delivering further seasonal cheer to investors, and particularly those in Alpha Beta portfolios.

The final quarter of 2021 was an interesting one, littered with event and political risks, as forecast in our Q3 Quarterly Update. In the United States the "debt ceiling" issue and monetary policy clarity were resolved whilst the Biden Administration's spending package was not passed. Our anticipation of returning inflation stood out against more tranquil investment industry mood music last year and our forecast of inflation trending "higher for longer" was proven accurate and will remain so into 2022. Globally we see deflationary pressures coming through later in 2022 but it is unlikely central bank 2% inflation targets will be met in absolute terms in the short term. For now, in the US and particularly the UK, wages pressures are still feeding into inflation expectations and pose the biggest threat to an orderly decline in headline inflation rates, which should peak over the next four months or so.

Whilst the latest US CPI inflation figure is a whopping 6.8%, the bond market reaction remains muted. The US treasury yield curve remains in flattening mode and there was no material shift during the quarter. It seems for now at least that the market either believes 1) the Federal Reserve's projections will be delivered and inflation will ebb away, or 2) the central bank's tightening interest rates into slower economic growth ahead represent policy error and may trigger the next recession. It will, however, be interesting to see the impact on longer yields as QE is fully unwound and central banks become net sellers. Given the sharply negative real yields on offer, the scope must remain for longer yields to rise, perhaps 50-100 basis points, over the next 12 months, from current levels.

The Federal Reserve meeting during December set a clear course for higher rates in 2022 but an ongoing commitment to support markets if conditions turn weaker. This central bank strategy is likely to be adopted more widely. Forward visibility is helpful to equity investors, at least for now and the central banks are providing ample time before embarking upon a policy tightening journey. This is to ensure an orderly transition into a post Covid era, as we have been cautioning through the year. Our in-house proprietary technical indicators pointed to a positive change in momentum since the Omicron emergence at the end of November and suggest some further upside in US equities is achievable in the near term. We marginally increased our US equity exposure in late December.

We expect equities to perform strongly in the first quarter with earnings momentum from 2021 still likely to provide a supportive tail wind. We remain cautiously risk-on as the markets navigate this transition.

**Please contact :**  
Andrew Thompson or Geoff Brooks on 0208 059 0253  
Alpha Beta Partners  
Northgate House, Upper Borough Walls, Bath BA11RG



### Disclaimer

This communication is from Alpha Beta Partners a trading name of AB Investment solutions Limited. Alpha Beta Partners Limited is registered in England no. 10963905. AB Investment Solutions Limited is registered in England no. 09138865. AB Investment Solutions is authorised and regulated by the Financial Conduct Authority. This material is directed only at persons in the UK and is not an offer or invitation to buy or sell securities. Opinions expressed, whether in general, on the performance of individual securities or in a wider context, represent the views of Alpha Beta Partners at the time of preparation. They are subject to change and should not be interpreted as investment advice. You should remember that the value of investments and the income derived therefrom may fall as well as rise and you may not get back your original investment. Past performance is not a guide to future returns. Further information is available on request, or on our website [www.alphabetapartners.co.uk](http://www.alphabetapartners.co.uk).