

Investment Objectives

Our objective is to outperform RPI UK + 4.5% over the medium to long term, keeping within the prescribed volatility limits whilst investing in low cost ETFs or Index funds for the core and active funds for the satellite positions.

To achieve the investment objective we deploy quantitative and qualitative techniques and extensive research that shape our macro economic and thematic views.

Snapshot

Base Currency	Pound Sterling
12 Mo Yield	1.60%
Ongoing Charge	0.33%
Management Fee (VAT where applicable)	0.25%
Portfolio Cost	0.58%

Benchmark

Benchmark	UK RPI+4.5%
Comparator Benchmark	IA Mixed Investment 40-85%

Risk

	Sharpe Ratio	Std Dev
AB Core Plus Growth	0.09	8.61
IA Mixed Investment 40-85% Shares	0.04	7.70

Top 10 Holdings

Portfolio Date: 31/03/2022

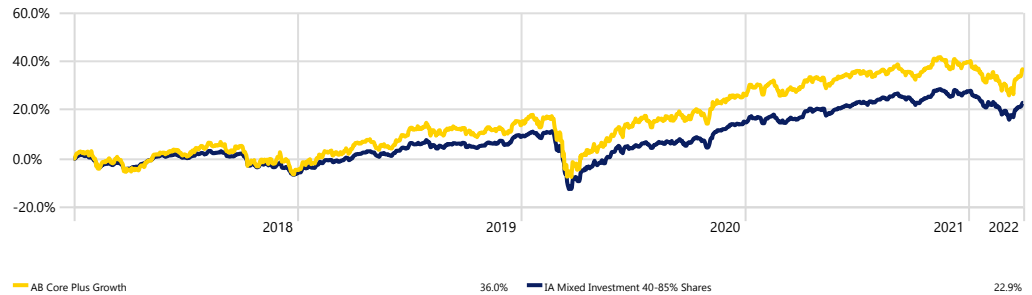
	Portfolio Weighting %
iShares North American Eq Idx (UK) D Acc	14.87%
Vanguard FTSE Dev Epe ex-UK Eq Idx £ Acc	12.07%
Vanguard Jpn Stk Idx £ Acc	8.01%
Vanguard FTSE UK All Shr Idx Unit Tr£Acc	7.38%
Janus Henderson China Opps I Acc	6.98%
Vanguard Em Mkts Stk Idx £ Acc	6.80%
Vanguard Pac exJpn Stk Idx £ Acc	6.55%
Vanguard U.S. Eq Idx £ Acc	5.95%
CASH	5.21%
First Sentier Glb Lstd Infra B GBP Acc	4.05%
	77.86%

Investment Manager

Investment Manager Asim Javed, CFA

Investment Growth

Time Period: 01/01/2018 to 31/03/2022



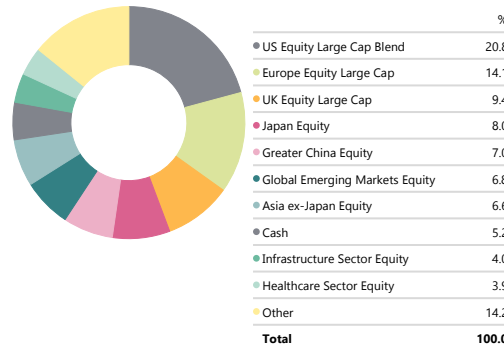
Calendar Year Returns

Data Point: Return

	3 Months	6 Months	YTD	2021	2020	2019	Since Inception (01/01/2018)
AB Core Plus Growth	-2.62	0.52	-2.62	10.80	10.87	19.27	36.03
IA Mixed Investment 40-85% Shares	-3.69	-1.01	-3.69	11.10	5.50	15.94	22.93

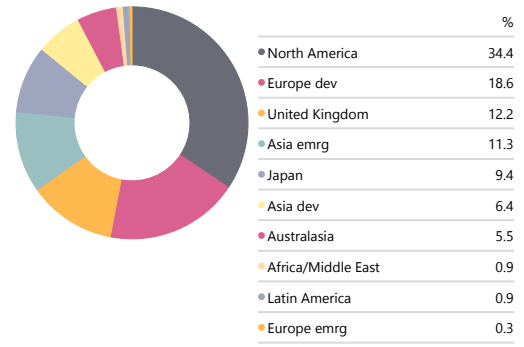
Asset Allocation

Portfolio Date: 31/03/2022



Equity Regional Exposure

Portfolio Date: 31/03/2022



Manager's Commentary

The geopolitical risk emanating from Russia-Ukraine conflict continued to affect the market. The wider impact of this conflict can be felt across energy and agricultural commodity prices, ultimately finding its way to the inflation numbers. Economists are busy recalibrating possible trajectories for inflation given the current squeeze on energy prices, particularly oil. The CPI readings are expected to remain high over the next few months. In the absence of the current geopolitical risk, we had expected these readings to have peaked by Q1 this year.

The Federal Reserve announced on March 16th that it would raise interest rates for the first time since 2018. Rates were raised 0.25% in response to rising inflation and undoubtedly have further to go with mortgages set to cost significantly more in time. Again, equities have been resilient in the face of central banks tightening monetary policy – which is not unusual during the early stages of an interest rate rising cycle.

Central bankers have other tools at their disposal to reduce excess liquidity in economies, with quantitative tightening, or QT if you prefer, potentially able to play a role alongside higher interest rates. Care should be taken not to raise rates too high too soon and choke off growth aggressively as economies naturally retard, as set out earlier. There is scope for central bank policy error in this regard and we remain alert to early signals.

The spread between 10Y and 2Y treasuries act as a rough measure to gauge market sentiments with regards to economic growth and risk on/off mood. An inversion of this curve generally acts as a signal for a possible slowdown within the next 12/24 months. This yield curve inverted briefly towards the end of the month signaling the shorter end of the yield curve is expecting further rate rises and demand for longer duration securities due to a possible slow down during 2023.

The healthcare and infrastructure sectors performed strongly during the month, posting near double digit returns. Chinese equities continued to underperform due to the ongoing economic and policy risks in China. We believe now is time for some sensible housekeeping. There is still scope for equity upside, of that we have little doubt, but the risk reward balance has shifted. We have marginally reduced our US equity exposure and Gold equity exposure on the last day of the month. All portfolios remained inside their allocated risk corridors during the month.

Please contact :
Andrew Thompson or Geoff Brooks on 0208 059 0253
Alpha Beta Partners
Northgate House, Upper Borough Walls, Bath BA11RG

Disclaimer

This communication is from Alpha Beta Partners a trading name of AB Investment solutions Limited. Alpha Beta Partners Limited is registered in England no. 10963905. AB Investment Solutions Limited is registered in England no. 09138865. AB Investment Solutions is authorised and regulated by the Financial Conduct Authority. This material is directed only at persons in the UK and is not an offer or invitation to buy or sell securities. Opinions expressed, whether in general, on the performance of individual securities or in a wider context, represent the views of Alpha Beta Partners at the time of preparation. They are subject to change and should not be interpreted as investment advice. You should remember that the value of investments and the income derived therefrom may fall as well as rise and you may not get back your original investment. Past performance is not a guide to future returns. Further information is available on request, or on our website www.alphabetapartners.co.uk.

