

## AB2 Core

Data as at 31 October 2024

### Investment Objectives

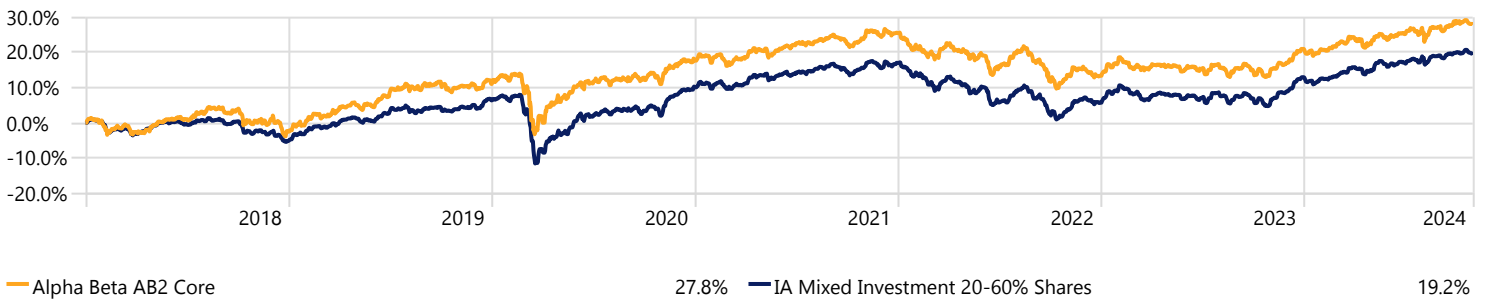
The portfolio aims to provide capital growth over the medium to long term, keeping within the prescribed volatility limits whilst investing in low-cost ETFs or Index funds, physically invested and with a low tracking error. The portfolio aims to provide capital growth over the medium to long term, keeping within the prescribed volatility limits whilst investing in low-cost ETFs or Index funds, physically invested and with a low tracking error.

### Key Facts

Launch Date	01 January 2018
Base Currency	Pound Sterling
Defaqto Risk Rating	4
Comparator Benchmark	IA Mixed Investment 20-60%
Model Portfolio Service Charge (No VAT Charged)	0.20%
Underlying Fund Costs	0.24%
Total Portfolio Cost	0.44%

### Investment Growth

Time Period: 01/01/2018 to 31/10/2024



### Performance Summary

As at 31 October 2024	3 Month	6 Month	1 Year	3 Year	5 Year	Since Inception	YTD	2023	2022	2021	2020
Alpha Beta AB2 Core	0.78	4.24	12.79	3.29	16.31	27.84	5.66	6.73	-9.67	6.66	5.98
IA Mixed Investment 20-60% Shares	0.77	3.72	13.63	3.21	14.88	19.24	5.59	6.86	-9.67	6.31	3.49

Performance data should be reviewed alongside the important risk information on page 2.

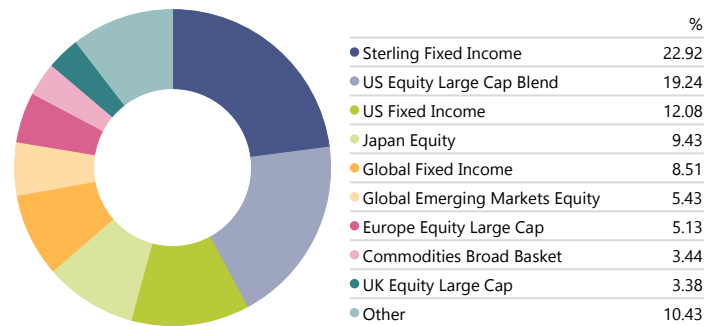
### Top 10 Holdings

Portfolio Date: 31/10/2024

Portfolio Holding	Portfolio Weighting %
Royal London Short Duration Gilts M Inc	14.81%
Vanguard U.S. Govt Bd Idx £ H Acc	12.08%
Fidelity Index US P GBP Acc H	9.72%
iShares North American Eq Idx (UK) D Acc	9.52%
Vanguard Jpn Stk Idx £ Acc	9.43%
Man GLG High Yield Opports ProfI Acc C	6.07%
Vanguard FTSE Dev €pe ex-UK Eq Idx £ Acc	5.13%
Neuberger Berman Commodities GBP I Acc	3.44%
Vanguard FTSE UK All Shr Idx Unit Tr£Acc	3.38%
Vanguard Em Mkts Stk Idx £ Acc	2.74%

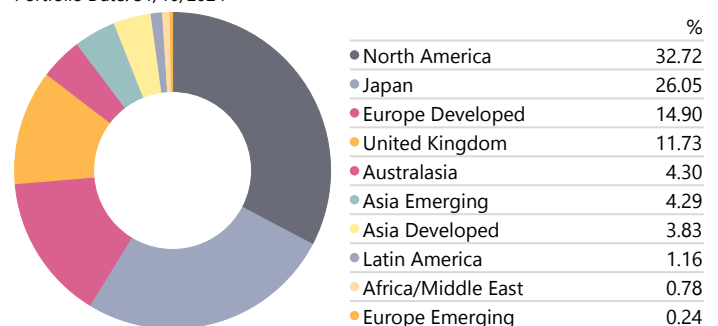
### Asset Allocation

Portfolio Date: 31/10/2024



### Equity Regional Exposure

Portfolio Date: 31/10/2024



## Manager Commentary

October was turbulent for risk assets, with early gains eroded by month's end as liquidity waned. Valuations in some sectors appear stretched, raising questions about the potential for a year-end rally.

In the UK, Chancellor Reeves abandoned fiscal rules, adding £50+ billion in debt. Despite parallels to Mrs. Truss's policies, market reactions were muted. Gilt yields rose to 4.4% with more issuance expected, while UK equities remain selectively appealing.

The US economy remains strong, with 3.4% GDP growth and low credit spreads indicating corporate health. Inflation hovers at 2.4%, though adjusted figures fall below 2%. Improved October employment data reduced bond market's expectations for further Federal Reserve rate cuts, pushing Treasury yields higher and challenging equity valuations. Despite this, a November rate cut remains likely as the Fed navigates easing employment pressures.

As the US election nears, markets react to shifting poll dynamics. Ample liquidity supports risk assets, and a stronger dollar reflects geopolitical concerns. Overall, optimism persists for a solid year-end finish.

China's \$28bn stimulus, though significant, falls short of market expectations, leaving recovery prospects uncertain. Investors demand more decisive action from the People's Bank of China. Japan's weaker yen and rising inflation have become problematic, increasing the likelihood of Bank of Japan intervention. Additionally, China's low-cost exports are pressuring Japan's vehicle exports, signalling that equity values may have peaked.

In Europe, inflation has dropped to just above 1%, but economic struggles in Germany and France persist, with manufacturing in decline. Volkswagen's factory closures highlight the challenges. Another round of quantitative easing could be on the horizon as the Eurozone navigates its fragile recovery.

Alpha Beta portfolios have performed well, benefiting from strong liquidity. However, with momentum fading, we're considering profit-taking and reducing risk, particularly in Japan, where positive trends are losing steam.

## Platform Availability



## Important Information

Alpha Beta Partners is a trading name of AB Investment Solutions Limited, which is registered in England (no. 09138865), and authorised and regulated by the Financial Conduct Authority. Alpha Beta Partners Limited is the parent company of AB Investment Solutions Limited, registered in England and Wales (no. 10963905). The registered office for both entities is Northgate House, Upper Borough Walls, Bath, BA1 1RG.

Alpha Beta Partners use all reasonable skill and care when compiling the information in this communication and in ensuring its accuracy, but no assurances or warranties are given. You should not rely upon the information in this communication in making investment decisions. Nothing in this communication constitutes advice or personal recommendation.

Past performance is not a guide to future return and may not be repeated. Investment involves risk. The value of investments and the income from them may go down as well as up and investors may not get back the amount originally invested. The performance figures are calculated in Morningstar Direct based on a standard model and may not reflect the performance of individual customer portfolios. The calculation includes all underlying fund charges and model portfolio service fees. The platform, wrapper and advice fees are excluded.

Financial advisers can find further information at [www.alphabetapartners.co.uk](http://www.alphabetapartners.co.uk) or via telephone at 020 8152 5120. We ask clients to please go to their financial adviser with any queries or information requests.

**If you would like this document in large print or in another format, please contact us.**