

Investment Objectives

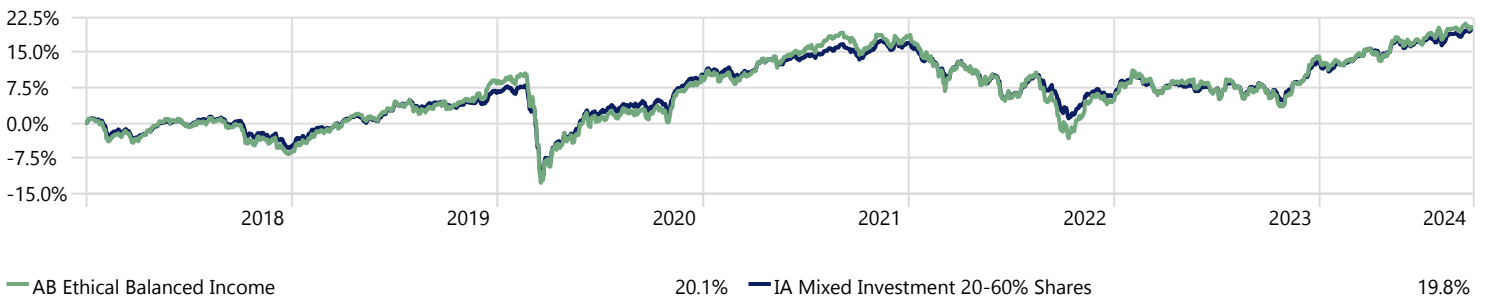
The AB Ethical Balanced Income model portfolio will seek to deliver long-term capital growth and income by blending collective strategies and employing our proprietary rating and risk profiling systems. We employ a strict negative screening process in order to highlight investments which do not meet our ethical criteria. Our process screens for and seeks to avoid investments in areas such as animal testing, gambling, intensive farming, adult entertainment, tobacco and weaponry. Additionally, we seek to exclude companies which support oppressive regimes or operate in a way which does not respect human rights issues.

Key Facts

Launch Date	22 November 2013
Base Currency	Pound Sterling
Benchmark	IA Mixed Investment 20-60% Shares
Model Portfolio Service Charge (No VAT Charged)	0.25%
Underlying Fund Costs	0.71%
Total Portfolio Cost	0.96%

Investment Growth

Time Period: 01/01/2018 to 30/09/2024



Performance Summary

As at 30 September 2024	3 Month	6 Month	1 Year	3 Year	5 Year	Since Inception	YTD	2023	2022	2021	2020
AB Ethical Balanced Income	2.45	3.71	12.31	2.96	14.92	20.09	5.23	8.94	-11.46	8.52	0.60
IA Mixed Investment 20-60% Shares	2.30	3.52	12.14	4.38	14.70	19.84	6.11	6.86	-9.67	6.31	3.49

Performance data should be reviewed alongside the important risk information on page 2.

The portfolio launched on 24/03/2009, however the data shown is from the first available past performance date, 22/11/2013.

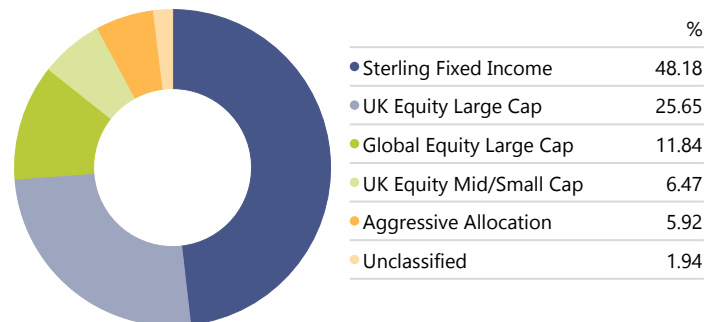
Top 10 Holdings

Portfolio Date: 30/09/2024

Portfolio Holding	Portfolio Weighting %
Rathbone Ethical Bond Fund I Inc	8.08%
EdenTree Responsible & Sust Stlg B	8.07%
RLBF II Royal London Ethical Bond M Inc	8.04%
Aegon Ethical Corporate Bond GBP B Inc	8.02%
Liontrust Sust Fut Mn Inc Bd B Grs Inc	8.01%
Sarasin Responsible Corporate Bond P Acc	7.96%
CT Responsible UK Income 2 Inc	6.51%
Unicorn UK Ethical Income B Inc	6.47%
Jupiter Responsible Inc I Inc	6.43%
Janus Henderson UK Responsible Inc I Inc	6.41%

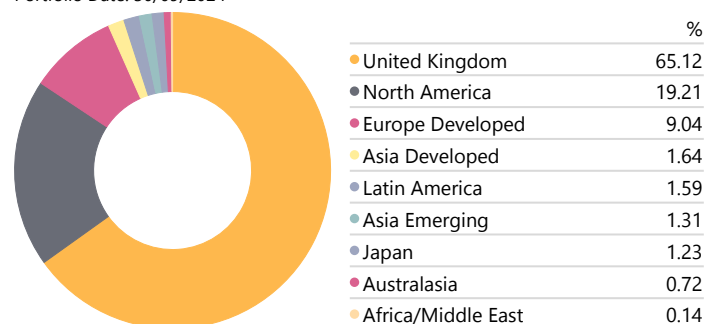
Asset Allocation

Portfolio Date: 30/09/2024



Equity Regional Exposure

Portfolio Date: 30/09/2024



Manager Commentary

The U.S. Federal Reserve's unexpected 0.5% rate cut in September marks a key market turning point. Initially, a 0.25% cut seemed more likely, so the larger reduction surprised markets, prompting cautious optimism. While the U.S. economy showed strength with a Q2 GDP revision to 3%, inflation remains above the 2% target, raising concerns of future price hikes. However, unemployment has risen above 4%, and removing Owners' Equivalent Rent from the CPI calculation reads well below 2%.

Liquidity is a crucial driver of nominal returns across asset classes. The US M2 money supply continues to expand via fiscal deficit spending and with China joining the party, liquidity trend is positive for the remainder of 2024 and into 2025. With anticipated but still debated changes to bank solvency regulations likely boosting liquidity further. Following the interest rate cut, the U.S. dollar has modestly weakened, but a significant retracement appears unlikely due to the strong economy. Goldman Sachs projects a stronger British pound against the dollar, supporting our 50/50 hedged dollar approach, which is performing well.

In September, China's economy faced recession risks due to real estate sector weaknesses and demographic challenges. The People's Bank of China launched a substantial liquidity stimulus, boosting stock prices and benefiting Pacific emerging markets. This growth could support global recovery, especially if the dollar weakens. Meanwhile, key commodities, excluding oil, rose in response to China's stimulus. Japan's inflation readings remain positive, prompting a modest rate hike from the Bank of Japan to address inflation and Yen devaluation, which may impact equity prices. We see BoJ in a policy trilemma and would like to see further evidence to determine the direction of travel.

On September 12, 2024, the European Central Bank cut its main interest rate by 0.25%, reducing the deposit rate from 3.75% to 3.5%, marking its second rate cut since the end of the hike cycle in September 2023. The Eurozone faces near-recessionary growth, particularly in Germany's manufacturing sector, although stocks are performing well due to diversified corporate earnings. In the UK, government wage settlements exceeding targeted inflation raise concerns as debt hits 100% of GDP. Geopolitical uncertainties persist, prompting readiness for unforeseen events, especially regarding the U.S. and Ukraine.

The healthcare sector and long-duration bond funds lagged this month, while emerging markets and clean energy funds saw solid gains. The technology sector and infrastructure funds also saw modest gains.

At portfolio level, the Ethical Balanced Income model benefited from its ethical fixed income exposure. Of its top holdings, the highest returning fund was the Rathbone Ethical Bond Fund. One of the fund's holdings is Welltower, who deliver the healthcare infrastructure needed to enable better treatment at lower costs and keep people out of hospital. They provide real estate capital to leading older age housing operatives, post-acute care providers and health systems and through this capital, these providers can grow, innovate and provide better care.

Platform Availability



Important Information

Alpha Beta Partners is a trading name of AB Investment Solutions Limited, which is registered in England (no. 09138865), and regulated and authorised by the Financial Conduct Authority. Alpha Beta Partners Limited is the parent company of AB Investment Solutions Limited, registered in England and Wales (no. 10963905). The registered office for both entities is Northgate House, Upper Borough Walls, Bath, BA1 1RG.

Alpha Beta Partners use all reasonable skill and care when compiling the information in this communication and in ensuring its accuracy, but no assurances or warranties are given. You should not rely upon the information in this communication in making investment decisions. Nothing in this communication constitutes advice or personal recommendation.

Past performance is not a guide to future return and may not be repeated. Investment involves risk. The value of investments and the income from them may go down as well as up and investors may not get back the amount originally invested. The performance figures are calculated in Morningstar Direct based on a standard model and may not reflect the performance of individual customer portfolios. The calculation includes all underlying fund charges and model portfolio service fees. The platform, wrapper and advice fees are excluded.

Financial advisers can find further information at www.alphabetapartners.co.uk or via telephone at 020 8152 5120. We ask clients to please go to their financial adviser with any queries or information requests.

If you would like this document in large print or in another format, please contact us.