

AB3 Core

Data as at 31 May 2025

Investment Objectives

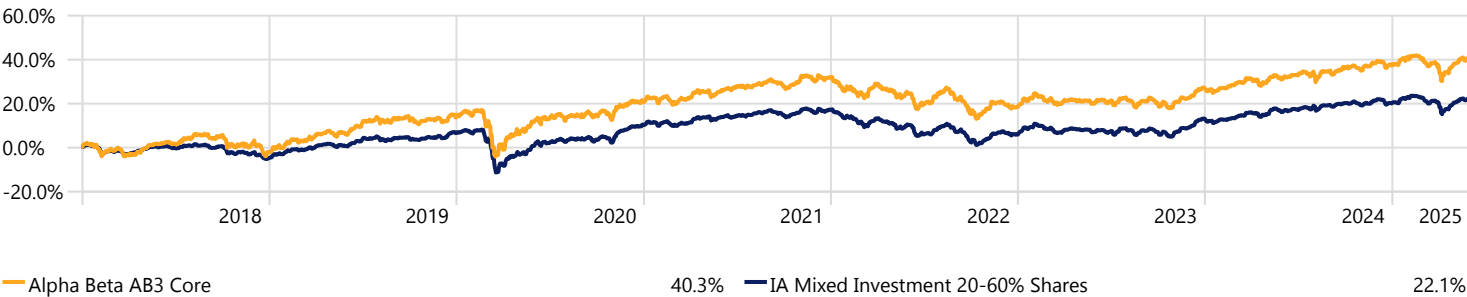
The portfolio aims to provide capital growth over the medium to long term, keeping within the prescribed volatility limits whilst investing in low-cost ETFs or Index funds, physically invested and with a low tracking error.

Key Facts

Launch Date	01 January 2018
Base Currency	Pound Sterling
Defaqto Risk Rating	5
Comparator Benchmark	IA Mixed Investment 20-60%
Model Portfolio Service Charge (No VAT Charged)	0.20%
Underlying Fund Costs	0.17%
Total Portfolio Cost	0.37%

Investment Growth

Time Period: 01/01/2018 to 31/05/2025



Performance Summary

As at 31 May 2025	3 Month	6 Month	1 Year	3 Year	5 Year	Since Inception	YTD	2024	2023	2022	2021
Alpha Beta AB3 Core	0.37	1.50	7.16	12.57	26.12	40.29	2.34	7.91	7.46	-10.17	9.16
IA Mixed Investment 20-60% Shares	-0.30	0.74	5.27	10.67	21.53	22.07	1.80	6.18	6.86	-9.67	6.31

Performance data should be reviewed alongside the important risk information on page 2.

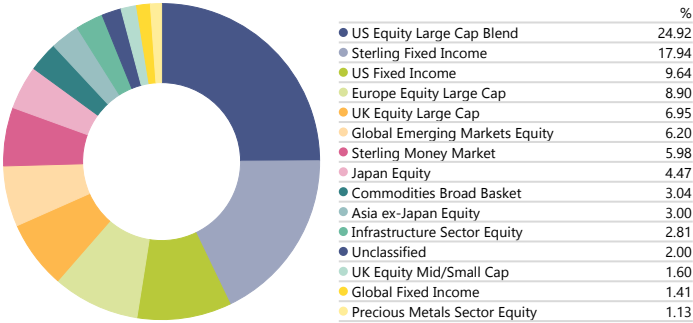
Top Holdings

Portfolio Date: 31/05/2025

	Portfolio Weighting %
Fidelity Index US P GBP Acc H	12.51%
iShares North American Eq Idx (UK) D Acc	12.41%
Vanguard UK S/T Invnm Grd Bd Idx £ Acc	9.93%
Vanguard U.S. Govt Bd Idx £ H Acc	9.64%
Vanguard FTSE Dev €pe ex-UK Eq Idx £ Acc	8.90%
Royal London Short Term Money Mkt Y Acc	5.98%
Vanguard Jpn Stk Idx £ Acc	4.47%
Vanguard FTSE UK All Shr Idx Unit Tr£Acc	3.79%
Vanguard FTSE UK Eq Inc Idx £ Acc	3.16%
Fidelity Index Emerging Markets P Acc	3.11%

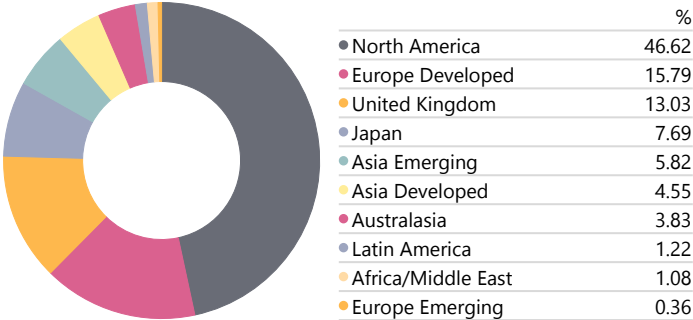
Asset Allocation

Portfolio Date: 31/05/2025



Equity Regional Exposure

Portfolio Date: 31/05/2025



## Manager Commentary

2025 has been far from normal, with markets rattled by Trump Administration rhetoric. Amid the noise, we've stayed anchored to our forward-looking process—our guide through ongoing volatility and uncertainty.

With Donald Trump back in the White House, erratic policy shifts and intraday reversals have challenged even the most seasoned portfolio managers. Slower population growth, driven by immigration policy, poses a structural drag on long-term growth. The reconciliation bill offers a short-lived boost in 2026 but dampens growth thereafter. Tariffs—now imposed on steel and aluminium—add further uncertainty. While deregulation could offer some upside, current policies will expand deficits and with it, debt burden.

However, May brought encouraging results, particularly following a sharp 21.5% equity sell-off that left nearly all USD assets—except gold—marked down. Markets rebounded after Trump postponed sweeping tariffs, including a 50% duty on EU imports, to July 2025. This decision triggered a late-month rally, easing trade concerns.

The S&P 500 gained 9.6%, led by technology and healthcare earnings, while the Nasdaq rose 10.2% on strength in semiconductors and quantum computing. Biotech, fintech, and Ethereum-related optimism also supported gains. Volatility persisted amid legal challenges to tariff powers and mixed Fed signals. Bond yields climbed globally, spurred by fiscal measures and military spending. The dollar fell over 8% YTD, its sharpest drop since 2008, as Trump pursues a "weaker but still formidable" greenback. Consumer sentiment recovered, buoyed by equities, crypto gains, and improved GDP forecasts.

In the UK, the government is reportedly reconsidering its fiscal rules, despite earlier assurances to the contrary. Debt remains elevated, and growth strategies have yet to deliver following this year's tax increases. GDP is projected to rise by just 0.8% in 2025. Inflation eased to 2.3%, aided by lower energy costs and a firmer pound. The labour market stayed tight, with wages outpacing inflation. The FTSE 100 rose 3.4%, driven by energy and financials.

Japan's economy continues to struggle, contracting 0.2% in Q1, with full-year growth revised to just 0.7%, hurt by U.S. tariffs on car exports. Inflation hit 3.5%, while real wages fell and consumer spending stalled. Bond yields spiked, causing paper losses for insurers. Despite this, the Nikkei rose 1.2%, aided by defensive sectors and a weaker yen. Our reduced Japan exposure proved timely. In China, modest equity gains followed easing measures, though structural challenges persist.

## Platform Availability



## Important Information

Alpha Beta Partners is a trading name of AB Investment Solutions Limited which is registered in England and Wales (no. 09138865) and authorised and regulated by the Financial Conduct Authority. Alpha Beta Partners Limited is wholly owned by Tavistock Investments Plc, and the parent company of AB Investment Solutions Limited, registered in England and Wales (no. 10963905). The registered office for both entities is 1 Queens Square, Ascot Business Park, Lyndhurst Road, Ascot SL5 9FE.

Alpha Beta Partners use all reasonable skill and care when compiling the information in this communication and in ensuring its accuracy, but no assurances or warranties are given. You should not rely upon the information in this communication in making investment decisions. Nothing in this communication constitutes advice or personal recommendation.

Past performance is not a guide to future return and may not be repeated. Investment involves risk. The value of investments and the income from them may go down as well as up and investors may not get back the amount originally invested. The performance figures are calculated in Morningstar Direct based on a standard model and may not reflect the performance of individual customer portfolios. The calculation includes all underlying fund charges and model portfolio service fees. The platform, wrapper and advice fees are excluded.

Financial advisers can find further information at [www.alphabetapartners.co.uk](http://www.alphabetapartners.co.uk) or via telephone at 020 8152 5120. We ask clients to please go to their financial adviser with any queries or information requests.

**If you would like this document in large print or in another format, please contact us.**