

### Investment Objectives

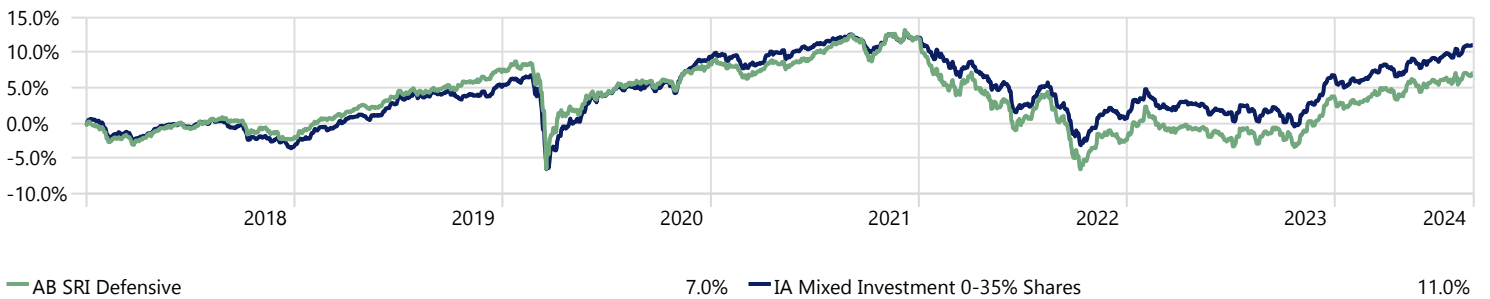
The AB SRI Defensive Model Portfolio will seek to deliver long-term capital growth by blending collective strategies and employing our proprietary rating and risk profiling systems. The equity allocation of the portfolio will be managed within our self-imposed parameter of 40% - 85% and in line with a Alpha Beta Risk Profile of 4 - 6. The AB SRI Defensive Portfolio only invests in funds that are sustainable and contribute positively to either the environment or society. The model selects investments that provide solutions to global issues such as climate change, biodiversity, water shortage, urbanisation, health and well-being, and social inclusion. The United Nation's Sustainable Development Goals are utilised to inform analysis and research on these themes, and the holdings in the model.

### Key Facts

Launch Date	22 November 2013
Base Currency	Pound Sterling
Benchmark	IA Mixed Investment 0-35% Shares
Model Portfolio Service Charge (No VAT Charged)	0.25%
Underlying Fund Costs	0.63%
Total Portfolio Cost	0.88%

### Investment Growth

Time Period: 01/01/2018 to 31/08/2024



### Performance Summary

As at 31 August 2024	3 Month	6 Month	1 Year	3 Year	5 Year	Since Inception	YTD	2023	2022	2021	2020
AB SRI Defensive	2.51	3.78	8.47	-4.58	2.21	7.04	3.20	6.35	-12.93	3.45	1.00
IA Mixed Investment 0-35% Shares	2.98	4.56	9.11	-1.18	6.48	11.04	4.03	6.06	-10.22	2.57	3.98

Performance data should be reviewed alongside the important risk information on page 2.

The portfolio launched on 24/03/2009, however the data shown is from the first available past performance date, 22/11/2013.

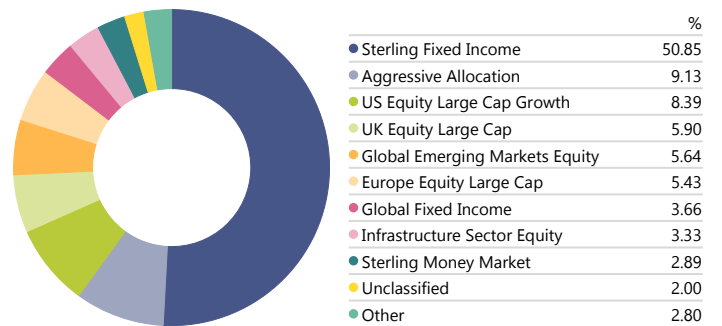
### Top 10 Holdings

Portfolio Date: 31/08/2024

Portfolio Holding	Portfolio Weighting %
EdenTree Responsible & Sust Shrt Dtd B	19.67%
RLBF II Royal London Ethical Bond M Inc	13.36%
Climate Assets Bal B GBP Inc	9.13%
EdenTree Responsible & Sust Stlg B	8.95%
Sarasin Responsible Corporate Bond P Acc	8.87%
Brown Advisory US Sust Gr GBP B Inc	8.39%
Vanguard ESG Em Mkts All Cp Eq Idx £ Acc	5.64%
Liontrust Sust Fut Eurp Gr 2 Net Acc	5.43%
CT Responsible UK Income 2 Inc	3.76%
Pictet - Climate Government Bds I GBP	3.66%

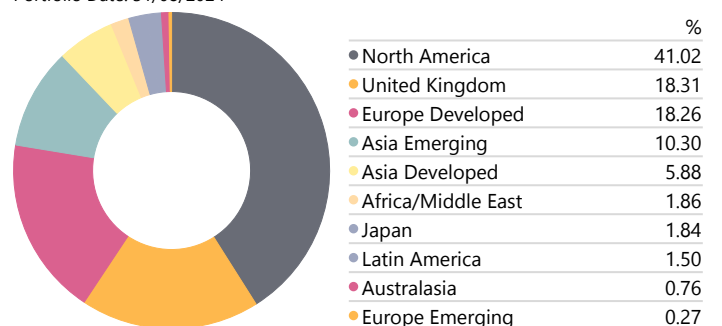
### Asset Allocation

Portfolio Date: 31/08/2024



### Equity Regional Exposure

Portfolio Date: 31/08/2024



## Manager Commentary

In August, equity market's realised volatility, measured by the VIX Index, surged to its highest levels since the pandemic and 2008 banking crisis before returning to normal. This was driven by Japanese carry trade unwind coupled with economic uncertainty, interest rate concerns, and geopolitical risks, potentially signalling investor caution and impacting broader market stability.

Japan's recent economic resurgence has been driven by policy shifts allowing bond yields to rise and inflation to remain controlled, while a weakened Yen boosted exports and stock market rallies. The Yen's devaluation also revived the carry trade, where investors borrow cheaply and reinvest in higher-yield assets. However, the Bank of Japan's rate hike in August reduced the carry trade's profitability, triggering brief market volatility, amplified by weak U.S. economic data. Volatility eased after reassurances from Japan's central bank.

The US job market has started to soften despite assurances of a soft landing. The U.S. continues to provide fiscal support through the Reverse Repo and Treasury General Account, increasing liquidity and driving markets, with money supply growing from -4.50% to +1.26%. Corporate earnings rose 9%, and despite weaker jobs data, consumer sentiment remains positive. Short-duration treasuries benefited from rate-cut expectations, while the U.S. dollar has weakened, spurring optimism for global lending and emerging market recovery. Meanwhile, China faces economic challenges with weaker retail sales, overcapacity, and tariff-related export issues, but stimulus and technology investments, including AI, could help offset these difficulties, especially as it pivots exports to Asia and Africa.

Europe has benefited from lower interest rates, though Germany's manufacturing sector is underperforming. Large European companies with global exposure remain profitable, but the Eurozone is economically weaker than in past years. In the UK, rising public sector wages have increased borrowing, with tougher fiscal measures expected. UK GDP is strong compared to peers, and equities are up 12% over the year.

Healthcare sector and long-duration bonds posted gains, while American Special Situations and Mid-Cap funds had negative returns this month. Geopolitical concerns remain, but market volatility has normalised, with a weaker dollar supporting portfolio performance.

Heading into autumn, we expect lower interest rates, increased liquidity, and a decisive U.S. Presidential election outcome. We remain cautiously optimistic as we approach the high impact event window of the US elections.

At portfolio level, the SRI Defensive model benefited from its sustainable fixed income exposure. Of the portfolio's top holdings, the best performing fund was the EdenTree Responsible & Sustainable Sterling Bond Fund. One of the fund's largest holdings is DS Smith, a leading provider of sustainable packaging solutions, paper products and recycling services worldwide.

## Platform Availability



## Important Information

Alpha Beta Partners is a trading name of AB Investment Solutions Limited, which is registered in England (no. 09138865), and regulated and authorised by the Financial Conduct Authority. Alpha Beta Partners Limited is the parent company of AB Investment Solutions Limited, registered in England and Wales (no. 10963905). The registered office for both entities is Northgate House, Upper Borough Walls, Bath, BA1 1RG.

Alpha Beta Partners use all reasonable skill and care when compiling the information in this communication and in ensuring its accuracy, but no assurances or warranties are given. You should not rely upon the information in this communication in making investment decisions. Nothing in this communication constitutes advice or personal recommendation.

Past performance is not a guide to future return and may not be repeated. Investment involves risk. The value of investments and the income from them may go down as well as up and investors may not get back the amount originally invested. The performance figures are calculated in Morningstar Direct based on a standard model and may not reflect the performance of individual customer portfolios. The calculation includes all underlying fund charges and model portfolio service fees. The platform, wrapper and advice fees are excluded.

Financial advisers can find further information at [www.alphabetapartners.co.uk](http://www.alphabetapartners.co.uk) or via telephone at 020 8152 5120. We ask clients to please go to their financial adviser with any queries or information requests.

**If you would like this document in large print or in another format, please contact us.**