

### Investment Objective

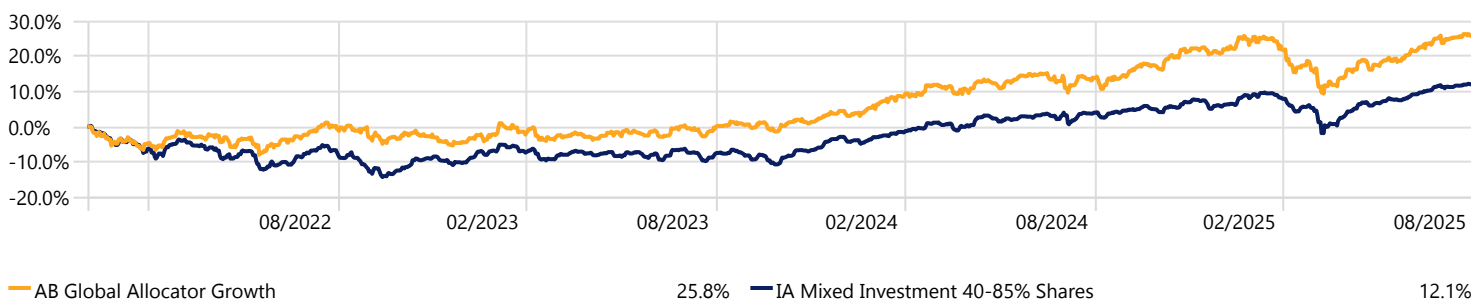
The portfolio is designed to adapt dynamically by adjusting equity exposure within a predefined range to align with market conditions. Fixed-income allocations are benchmarked to the duration of the Bloomberg Aggregate Bond Index to maintain consistent performance. This strategy offers flexibility, precision, and diversification, ensuring the portfolio stays aligned with its strategic objective of capital growth while managing investment risk.

### Key Facts

|   |                                   |
|---|-----------------------------------|
| Launch Date                                     | 02 January 2025                   |
| Base Currency                                   | Pound Sterling                    |
| Comparator Benchmark                            | IA Mixed Investment 40-85% Shares |
| Model Portfolio Service Charge (No VAT Charged) | 0.15%                             |
| Underlying Fund Costs                           | 0.18%                             |
| Total Portfolio Cost                            | 0.33%                             |

### Investment Growth

Time Period: 02/01/2022 to 31/08/2025



### Performance Summary

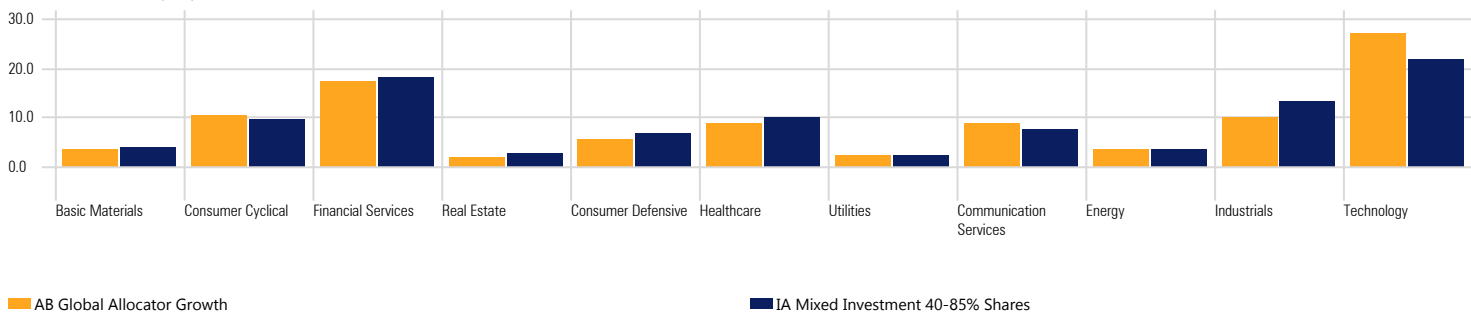
| As at 31 August 2025              | 3 Month | 6 Month | 1 Year | 3 Year | 5 Years | Since 02/01/2022 | YTD  | 2024  | 2023 | 2022   |
|-----------------------------------|---------|---------|--------|--------|---------|------------------|------|-------|------|--------|
| AB Global Allocator Growth        | 7.04    | 3.26    | 10.57  | 26.78  | 47.57   | 25.81            | 3.97 | 15.83 | 9.33 | -4.44  |
| IA Mixed Investment 40-85% Shares | 5.00    | 3.83    | 7.78   | 21.74  | 34.11   | 12.07            | 6.00 | 8.88  | 8.10 | -10.18 |

Performance data should be reviewed alongside the important risk information on page 2.

This model launched on 2 January 2025. Performance data prior to the launch date is for illustration purposes only and reflects 3 years backtested data from 2 January 2022.

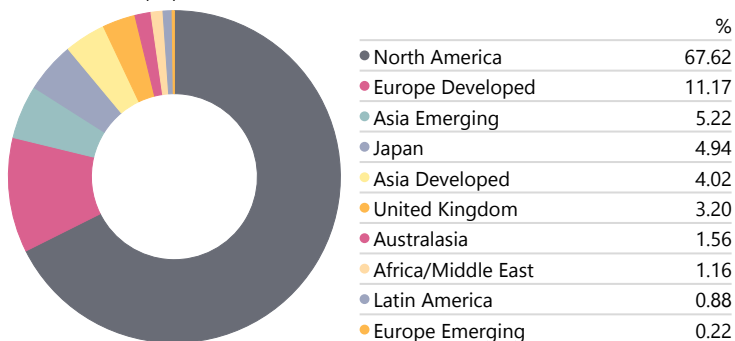
### Equity Sector Exposure

Portfolio Date: 31/08/2025



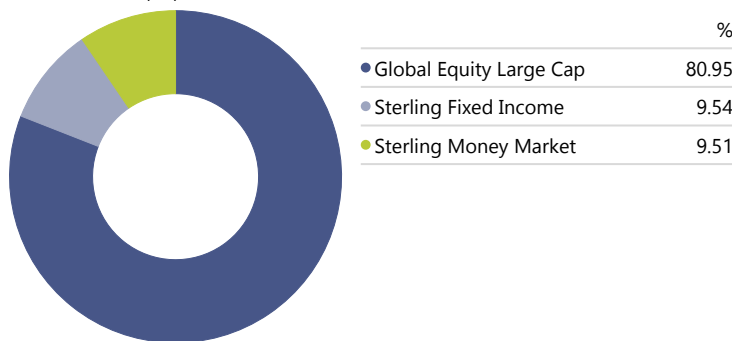
### Equity Regional Exposure

Portfolio Date: 31/08/2025



### Asset Allocation

Portfolio Date: 31/08/2025



## Manager Commentary

August is often the quietest month of the year, yet 2025 remains far from typical.

US Producer Price Inflation rose 3.3%, the sharpest monthly increase since March 2022, underscoring persistent inflation. Equities moved higher, with the S&P 500 gaining 1.9% and the Nasdaq led by Meta, Alphabet, and Amazon. However, the Dow lagged, reflecting concerns over tariffs, labour weakness, and Federal Reserve policy.

At Jackson Hole, Federal Reserve Chair Jerome Powell remarked: "The balance of risks appears to be shifting." Markets interpreted this as the Fed being more concerned about slowing job growth than inflation. Indeed, jobs data softened, while the Fed's preferred inflation gauge rose to 2.9%. Bond markets proved cautious, pricing political pressure on the Fed, rising government debt, inflation, and geopolitical tensions. Yields on longer-dated government bonds climbed, signalling unease and continuation of the current deficit spending policy. Gold, meanwhile, hit fresh all-time highs, buoyed by ongoing inflation concerns.

Tariffs raised \$31bn in August but remain contested, pending a Supreme Court ruling. Though designed to offset spending in the "One Big Beautiful Bill Act", they are a consumption tax.

US equity valuations appear stretched on CAPE and PE multiples. Real assets, liquid alternatives, and precious metals continue to offer attractive long-term opportunities.

In the UK, Chancellor Reeves hailed stronger Q2 GDP of 1.2% annualised, though the figure was flattered by higher government spending as consumption, trade, and investment weakened. Debt concerns remain acute, with interest costs rising twice as fast as GDP, a dynamic historically negative for sterling. Despite these headwinds, the FTSE 100 climbed to a record, up 12.5% year-to-date, supported by energy and financials. Inflation edged up to 3.6%, and the Bank of England cut rates from 4.25% to 4.0% on 7 August.

Across the Eurozone, equities struggled to maintain momentum. The EURO STOXX 50 fell 0.76% in August to 5,352, though still up 7.9% year-on-year. Rising long-dated yields in Germany and France weighed on banks such as Santander and ING, while political tensions in France added volatility.

In August, Chinese equities surged to multi-year highs, with the CSI 300 up 22% from April lows and the Shanghai Composite advancing 6.7%. Retail investors, reallocating record savings from low-yield deposits, drove much of the rally. Japan also performed strongly, with the Nikkei 225 rising 4.0% on robust earnings, yen weakness, and easing trade tensions.

We made no portfolio changes, remaining positioned in short-dated bonds, selective hedging, and alert to seasonal pullbacks as year-end approaches.

## Platform Availability



## Important Information

Alpha Beta Partners is a trading name of AB Investment Solutions Limited which is registered in England and Wales (no. 09138865) and authorised and regulated by the Financial Conduct Authority. Alpha Beta Partners Limited is wholly owned by Tavistock Investments Plc, and the parent company of AB Investment Solutions Limited, registered in England and Wales (no. 10963905). The registered office for both entities is 1 Queens Square, Ascot Business Park, Lyndhurst Road, Ascot SL5 9FE

Alpha Beta Partners use all reasonable skill and care when compiling the information in this communication and in ensuring its accuracy, but no assurances or warranties are given. You should not rely upon the information in this communication in making investment decisions. Nothing in this communication constitutes advice or personal recommendation.

Past performance is not a guide to future return and may not be repeated. Investment involves risk. The value of investments and the income from them may go down as well as up and investors may not get back the amount originally invested. The performance figures are calculated in Morningstar Direct based on a standard model and may not reflect the performance of individual customer portfolios. The calculation includes all underlying fund charges and model portfolio service fees. The platform, wrapper and advice fees are excluded.

Financial advisers can find further information at [www.alphabetapartners.co.uk](http://www.alphabetapartners.co.uk) or via telephone at 020 8152 5120. We ask clients to please go to their financial adviser with any queries or information requests.

**If you would like this document in large print or in another format, please contact us.**