

Investment Objectives

The portfolio aims to provide capital growth over the medium to long term, keeping within the prescribed volatility limits whilst investing, where appropriate, in low cost ETFs or Index funds, physically invested and with a low tracking error.

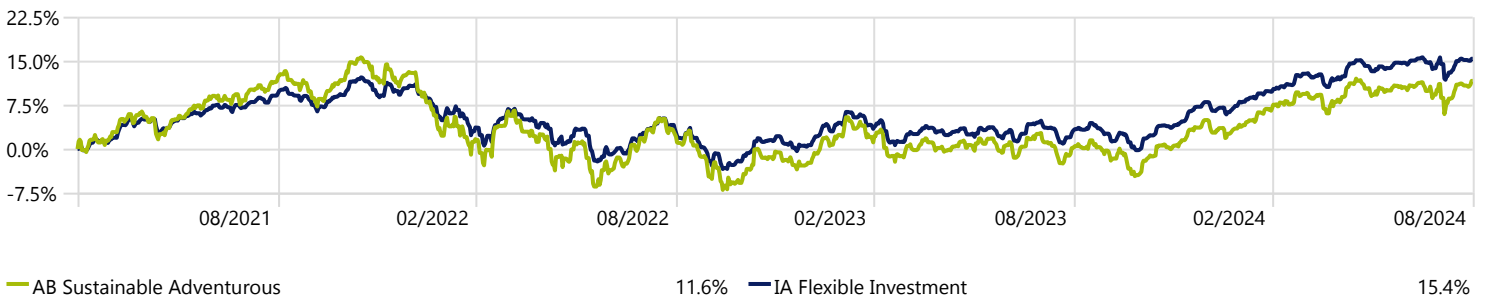
AB Sustainable Adventurous invests a minimum core of 80% in funds that are sustainable and contribute positively to either the environment or society, and that provide solutions to global issues. The sustainable models are aligned to the core model's risk first asset allocation, utilising both thoroughly researched active and passive instruments, whilst remaining a cost-effective solution to responsible investing.

Key Facts

Launch Date	01 March 2021
Base Currency	Pound Sterling
Benchmark	IA Flexible Investment
Model Portfolio Service Charge (No VAT Charged)	0.25%
Underlying Fund Costs	0.56%
Total Portfolio Cost	0.81%

Investment Growth

Time Period: 01/03/2021 to 31/08/2024



Performance Summary

As at 31 August 2024	3 Month	6 Month	1 Year	3 Year	5 Year	Since Inception	YTD	2023	2022	2021	2020
AB Sustainable Adventurous	2.15	4.36	11.35	-0.59	27.71	11.64	6.37	7.48	-13.58	12.19	15.31
IA Flexible Investment	1.88	5.09	11.79	5.35	28.63	15.41	6.85	7.31	-9.13	11.38	7.01

Performance data should be reviewed alongside the important risk information on page 2.

The portfolio launched on 01 March 2021. Performance data prior to this date is for illustration purposes only and is backed tested performance using the asset allocation of the portfolio.

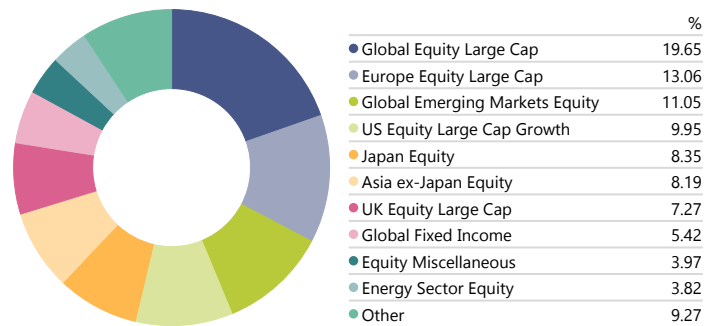
Top 10 Holdings

Portfolio Date: 31/08/2024

Portfolio Weighting %	Percentage
Vanguard ESG Dev Eurp Idx £ Acc	13.06%
Vanguard ESG Em Mkts All Cp Eq Idx £ Acc	11.05%
Brown Advisory US Sust Gr GBP B Inc	9.95%
iShares Japan Equity ESG Idx (UK) D Acc	8.35%
iShares Pac ex Jpn Eq ESG Idx (UK) DAcc£	8.19%
Janus Henderson Global Sust Eq I Acc	7.91%
Liontrust Sust Fut Gbl Gr 2 Net Acc	7.78%
Royal London Sustainable Leaders C Acc	6.88%
Pictet-Clean Energy Transition I dy GBP	3.82%
M&G Global Listed Infrs GBP I Acc	3.80%

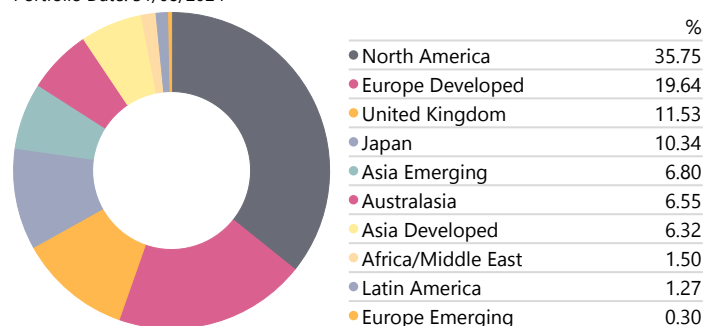
Asset Allocation

Portfolio Date: 31/08/2024



Equity Regional Exposure

Portfolio Date: 31/08/2024



Manager Commentary

In August, equity market's realised volatility, measured by the VIX Index, surged to its highest levels since the pandemic and 2008 banking crisis before returning to normal. This was driven by Japanese carry trade unwind coupled with economic uncertainty, interest rate concerns, and geopolitical risks, potentially signalling investor caution and impacting broader market stability.

Japan's recent economic resurgence has been driven by policy shifts allowing bond yields to rise and inflation to remain controlled, while a weakened Yen boosted exports and stock market rallies. The Yen's devaluation also revived the carry trade, where investors borrow cheaply and reinvest in higher-yield assets. However, the Bank of Japan's rate hike in August reduced the carry trade's profitability, triggering brief market volatility, amplified by weak U.S. economic data. Volatility eased after reassurances from Japan's central bank.

The US job market has started to soften despite assurances of a soft landing. The U.S. continues to provide fiscal support through the Reverse Repo and Treasury General Account, increasing liquidity and driving markets, with money supply growing from -4.50% to +1.26%. Corporate earnings rose 9%, and despite weaker jobs data, consumer sentiment remains positive. Short-duration treasuries benefited from rate-cut expectations, while the U.S. dollar has weakened, spurring optimism for global lending and emerging market recovery. Meanwhile, China faces economic challenges with weaker retail sales, overcapacity, and tariff-related export issues, but stimulus and technology investments, including AI, could help offset these difficulties, especially as it pivots exports to Asia and Africa.

Europe has benefited from lower interest rates, though Germany's manufacturing sector is underperforming. Large European companies with global exposure remain profitable, but the Eurozone is economically weaker than in past years. In the UK, rising public sector wages have increased borrowing, with tougher fiscal measures expected. UK GDP is strong compared to peers, and equities are up 12% over the year.

Healthcare sector and long-duration bonds posted gains, while American Special Situations and Mid-Cap funds had negative returns this month.

Geopolitical concerns remain, but market volatility has normalised, with a weaker dollar supporting portfolio performance. Heading into autumn, we expect lower interest rates, increased liquidity, and a decisive U.S. Presidential election outcome. We remain cautiously optimistic as we approach the high impact event window of the US elections.

At a portfolio level, the Sustainable Adventurous benefited from its Asia Pacific equity exposure. Of the portfolio's top holdings, the highest performing fund was the iShares Pacific ex Japan Equity ESG Index Fund. One of the fund's largest holdings is Goodman, who provide essential infrastructure for the digital economy by owning, developing, and managing sustainable properties that are close to consumers in key cities around the world. Their designs optimise energy and water consumption, and integrate onsite renewable electricity. They also consider how to minimise vulnerability to major weather events and transition risks within their global property portfolio.

Platform Availability



Important Information

Alpha Beta Partners is a trading name of AB Investment Solutions Limited, which is registered in England (no. 09138865), and regulated and authorised by the Financial Conduct Authority. Alpha Beta Partners Limited is the parent company of AB Investment Solutions Limited, registered in England and Wales (no. 10963905). The registered office for both entities is Northgate House, Upper Borough Walls, Bath, BA1 1RG.

Alpha Beta Partners use all reasonable skill and care when compiling the information in this communication and in ensuring its accuracy, but no assurances or warranties are given. You should not rely upon the information in this communication in making investment decisions. Nothing in this communication constitutes advice or personal recommendation.

Past performance is not a guide to future return and may not be repeated. Investment involves risk. The value of investments and the income from them may go down as well as up and investors may not get back the amount originally invested. The performance figures are calculated in Morningstar Direct based on a standard model and may not reflect the performance of individual customer portfolios. The calculation includes all underlying fund charges and model portfolio service fees. The platform, wrapper and advice fees are excluded.

Financial advisers can find further information at www.alphabetapartners.co.uk or via telephone at 020 8152 5120. We ask clients to please go to their financial adviser with any queries or information requests.

If you would like this document in large print or in another format, please contact us.