

Alpha Beta AB1 Core

Data as at 31 August 2025

Investment Objectives

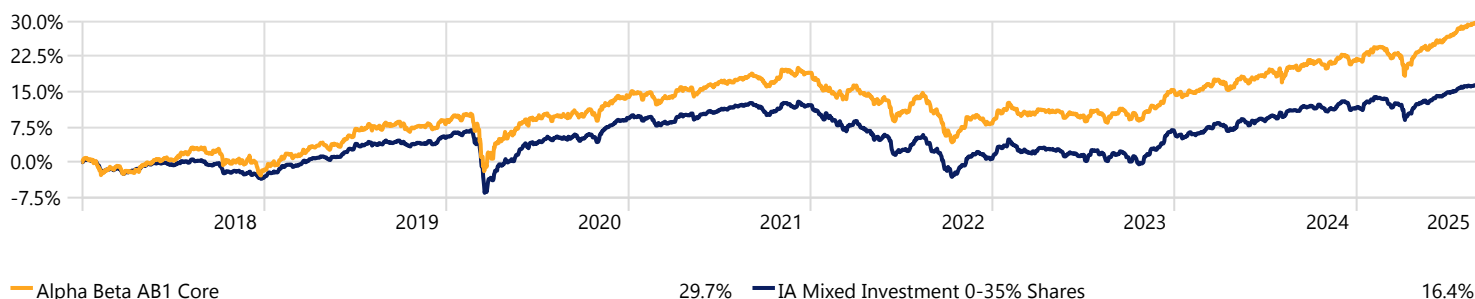
The portfolio aims to provide capital growth over the medium to long term, keeping within the prescribed volatility limits whilst investing in low-cost ETFs or Index funds, physically invested and with a low tracking error.

Key Facts

| | |
|-------------------------------------------------|---------------------------|
| Launch Date | 01 January 2018 |
| Base Currency | Pound Sterling |
| Defaqto Risk Rating | 3 |
| Comparator Benchmark | IA Mixed Investment 0-35% |
| Model Portfolio Service Charge (No VAT Charged) | 0.20% |
| Underlying Fund Costs | 0.17% |
| Total Portfolio Cost | 0.37% |

Investment Growth

Time Period: 01/01/2018 to 31/08/2025



Performance Summary

| As at 31 August 2025 | 3 Month | 6 Month | 1 Year | 3 Year | 5 Year | Since Inception | YTD | 2024 | 2023 | 2022 | 2021 |
|----------------------------------|---------|---------|--------|--------|--------|-----------------|------|------|------|--------|------|
| Alpha Beta AB1 Core | 4.12 | 4.80 | 7.81 | 16.16 | 18.44 | 29.71 | 6.73 | 5.38 | 6.61 | -9.09 | 4.55 |
| IA Mixed Investment 0-35% Shares | 2.86 | 2.59 | 4.79 | 12.86 | 10.91 | 16.36 | 4.46 | 4.37 | 6.06 | -10.22 | 2.57 |

Performance data should be reviewed alongside the important risk information on page 2.

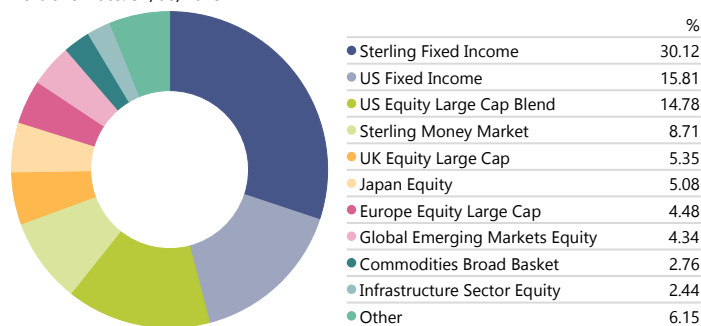
Top Holdings

Portfolio Date: 31/08/2025

| | Portfolio Weighting % |
|------------------------------------------|-----------------------|
| Vanguard UK S/T Inv Grd Bd Idx £ Acc | 21.59% |
| Vanguard U.S. Govt Bd Idx £ H Acc | 15.81% |
| Royal London Short Term Money Mkt Y Acc | 8.71% |
| Fidelity Index US P GBP Acc H | 7.42% |
| iShares North American Eq Idx (UK) D Acc | 7.36% |
| Vanguard Jpn Stk Idx £ Acc | 5.08% |
| Vanguard FTSE Dev €pe ex-UK Eq Idx £ Acc | 4.48% |
| Vanguard UK Govt Bd Idx £ Acc | 3.28% |
| Vanguard FTSE UK All Shr Idx Unit Tr£Acc | 3.10% |
| BlackRock Corporate Bond 1-10 Year D Acc | 2.99% |

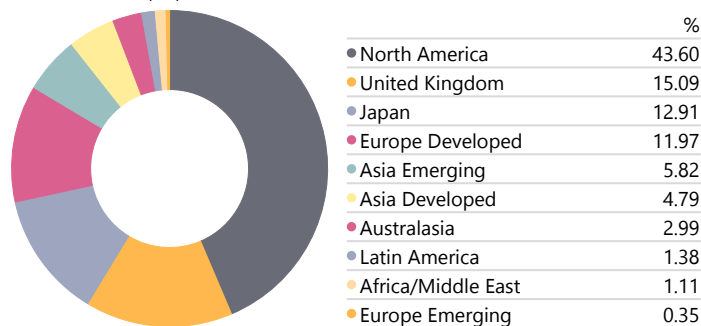
Asset Allocation

Portfolio Date: 31/08/2025



Equity Regional Exposure

Portfolio Date: 31/08/2025



Manager Commentary

August is often the quietest month of the year, yet 2025 remains far from typical.

US Producer Price Inflation rose 3.3%, the sharpest monthly increase since March 2022, underscoring persistent inflation. Equities moved higher, with the S&P 500 gaining 1.9% and the Nasdaq led by Meta, Alphabet, and Amazon. However, the Dow lagged, reflecting concerns over tariffs, labour weakness, and Federal Reserve policy.

At Jackson Hole, Federal Reserve Chair Jerome Powell remarked: "The balance of risks appears to be shifting." Markets interpreted this as the Fed being more concerned about slowing job growth than inflation. Indeed, jobs data softened, while the Fed's preferred inflation gauge rose to 2.9%. Bond markets proved cautious, pricing political pressure on the Fed, rising government debt, inflation, and geopolitical tensions. Yields on longer-dated government bonds climbed, signalling unease and continuation of the current deficit spending policy. Gold, meanwhile, hit fresh all-time highs, buoyed by ongoing inflation concerns.

Tariffs raised \$31bn in August but remain contested, pending a Supreme Court ruling. Though designed to offset spending in the "One Big Beautiful Bill Act", they are a consumption tax.

US equity valuations appear stretched on CAPE and PE multiples. Real assets, liquid alternatives, and precious metals continue to offer attractive long-term opportunities.

In the UK, Chancellor Reeves hailed stronger Q2 GDP of 1.2% annualised, though the figure was flattered by higher government spending as consumption, trade, and investment weakened. Debt concerns remain acute, with interest costs rising twice as fast as GDP, a dynamic historically negative for sterling. Despite these headwinds, the FTSE 100 climbed to a record, up 12.5% year-to-date, supported by energy and financials. Inflation edged up to 3.6%, and the Bank of England cut rates from 4.25% to 4.0% on 7 August.

Across the Eurozone, equities struggled to maintain momentum. The EURO STOXX 50 fell 0.76% in August to 5,352, though still up 7.9% year-on-year. Rising long-dated yields in Germany and France weighed on banks such as Santander and ING, while political tensions in France added volatility.

In August, Chinese equities surged to multi-year highs, with the CSI 300 up 22% from April lows and the Shanghai Composite advancing 6.7%. Retail investors, reallocating record savings from low-yield deposits, drove much of the rally. Japan also performed strongly, with the Nikkei 225 rising 4.0% on robust earnings, yen weakness, and easing trade tensions.

We made no portfolio changes, remaining positioned in short-dated bonds, selective hedging, and alert to seasonal pullbacks as year-end approaches.

Platform Availability



Important Information

Alpha Beta Partners is a trading name of AB Investment Solutions Limited which is registered in England and Wales (no. 09138865) and authorised and regulated by the Financial Conduct Authority. Alpha Beta Partners Limited is wholly owned by Tavistock Investments Plc, and the parent company of AB Investment Solutions Limited, registered in England and Wales (no. 10963905). The registered office for both entities 1 Queens Square, Ascot Business Park, Lyndhurst Road, Ascot SL5 9FE.

Alpha Beta Partners use all reasonable skill and care when compiling the information in this communication and in ensuring its accuracy, but no assurances or warranties are given. You should not rely upon the information in this communication in making investment decisions. Nothing in this communication constitutes advice or personal recommendation.

Past performance is not a guide to future return and may not be repeated. Investment involves risk. The value of investments and the income from them may go down as well as up and investors may not get back the amount originally invested. The performance figures are calculated in Morningstar Direct based on a standard model and may not reflect the performance of individual customer portfolios. The calculation includes all underlying fund charges and model portfolio service fees. The platform, wrapper and advice fees are excluded.

Financial advisers can find further information at www.alphabetapartners.co.uk or via telephone at 020 8152 5120. We ask clients to please go to their financial adviser with any queries or information requests.

If you would like this document in large print or in another format, please contact us.