

Alpha Beta AB6 Core

Data as at 31 July 2025

Investment Objectives

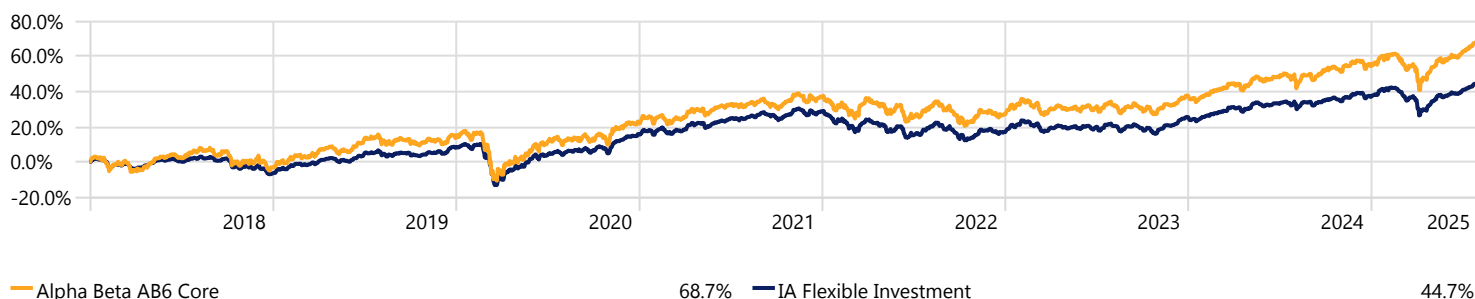
The portfolio aims to provide capital growth over the medium to long term, keeping within the prescribed volatility limits whilst investing in low-cost ETFs or Index funds, physically invested and with a low tracking error.

Key Facts

Launch Date	01 January 2018
Base Currency	Pound Sterling
Defaqto Risk Rating	8
Comparator Benchmark	IA Flexible
Model Portfolio Service Charge (No VAT Charged)	0.20%
Underlying Fund Costs	0.18%
Total Portfolio Cost	0.38%

Investment Growth

Time Period: 01/01/2018 to 31/07/2025



Performance Summary

As at 31 July 2025	3 Month	6 Month	1 Year	3 Year	5 Year	Since Inception	YTD	2024	2023	2022	2021
Alpha Beta AB6 Core	10.91	4.98	12.93	29.35	54.04	68.73	9.26	12.16	8.40	-7.22	12.27
IA Flexible Investment	8.81	2.05	8.17	21.60	39.25	44.70	5.65	9.16	7.31	-9.13	11.38

Performance data should be reviewed alongside the important risk information on page 2.

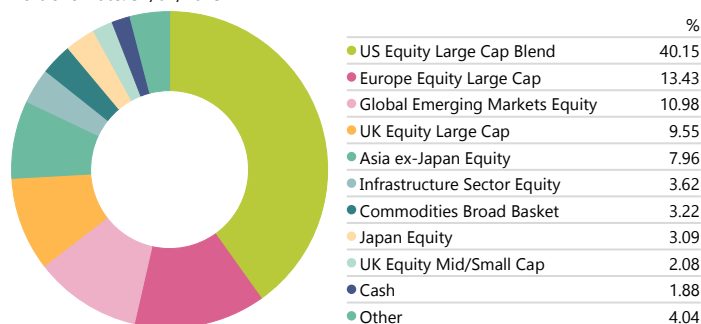
Top Holdings

Portfolio Date: 31/07/2025

	Portfolio Weighting %
iShares North American Eq Idx (UK) D Acc	20.13%
Fidelity Index US P GBP Acc H	20.02%
Vanguard FTSE Dev Épe ex-UK Eq Idx £ Acc	13.43%
Vanguard Pac exJpn Stk Idx £ Acc	7.96%
Fidelity Index Emerging Markets P Acc	5.50%
Vanguard Em Mkts Stk Idx £ Acc	5.48%
Vanguard FTSE UK All Shr Idx Unit Tr£Acc	4.88%
Vanguard FTSE UK Eq Inc Idx £ Acc	4.67%
First Sentier Glb Lstd Infra B GBP Acc	3.62%
Neuberger Berman Commodities GBP I Acc	3.22%

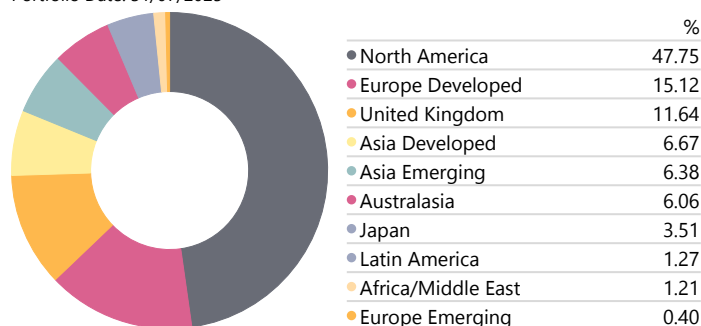
Asset Allocation

Portfolio Date: 31/07/2025



Equity Regional Exposure

Portfolio Date: 31/07/2025



Manager Commentary

In the first half of 2025, longer-dated government bond yields rose steadily across developed markets, lifting borrowing costs just as global debt reached record highs. July was strong for risk assets, with US indices buoyed by liquidity, robust Q2 earnings, and progress on trade deals with Japan, the EU, and Pacific nations.

The S&P 500 gained 3.1%, while the Nasdaq recovered strongly, aided by easing inflation and technology-led optimism. The Dollar Index remains 10% below its level at President Trump's inauguration, though it firmed recently; we expect further weakness as a result of policy. GDP grew at an annualised 3%, consumer confidence improved, and inflation ticked up only modestly. The Fed held rates, despite political pressure to cut them below GDP growth. July's Quarterly Refunding Announcement confirmed heavier issuance of short-dated Treasury Bills—if mirrored by peers, this could erode currency values against gold and possibly Bitcoin.

Global debt continues to climb, with longer-dated government bond yields rising across all developed markets—reflecting reduced confidence in longer-duration debt and currencies against hard assets such as gold. To contain borrowing costs, governments are favouring short-dated issuance. US debt now stands at \$37 trillion (120% of GDP), Japan's at 260%, while the UK struggles to meet fiscal rules and the Eurozone has raised its debt ceiling. This signals an era of fiscal dominance, where debt management will shape central bank policy. Strategies aligned to yield curve positioning, moderate inflation, and potential currency debasement may prove effective, with liquidity supporting refinancing and boosting real asset prices.

European equities advanced modestly, buoyed by resilient growth, stable inflation, and a US–EU tariff agreement. UK markets reached record highs, driven by globally focused sectors, despite domestic economic headwinds. Japan rallied on a US trade deal and robust earnings, though its debt trajectory remains concerning. China and emerging markets outperformed, aided by stimulus, trade optimism, and a weaker dollar.

Our portfolios remain well-positioned, with gains across the UK, Europe, US, and Japan. A 50% US dollar hedge has added value, while our fixed-income allocation remains short-dated—protecting capital from rising long-term yields and benefiting from potential rate cuts. Liquidity continues to underpin real asset prices.

Platform Availability

abrdrn

AEGON

AJBell

AVIVA

Fidelity
INTERNATIONAL

Fundment

Invinitive

M&G wealth

novia
global

nucleus

Parmenion

Quilter

SCOTTISH
WIDOWS

transact
take control

wealthtime

Important Information

Alpha Beta Partners is a trading name of AB Investment Solutions Limited which is registered in England and Wales (no. 09138865) and authorised and regulated by the Financial Conduct Authority. Alpha Beta Partners Limited is wholly owned by Tavistock Investments Plc, and the parent company of AB Investment Solutions Limited, registered in England and Wales (no. 10963905). The registered office for both entities 1 Queens Square, Ascot Business Park, Lyndhurst Road, Ascot SL5 9FE.

Alpha Beta Partners use all reasonable skill and care when compiling the information in this communication and in ensuring its accuracy, but no assurances or warranties are given. You should not rely upon the information in this communication in making investment decisions. Nothing in this communication constitutes advice or personal recommendation.

Past performance is not a guide to future return and may not be repeated. Investment involves risk. The value of investments and the income from them may go down as well as up and investors may not get back the amount originally invested. The performance figures are calculated in Morningstar Direct based on a standard model and may not reflect the performance of individual customer portfolios. The calculation includes all underlying fund charges and model portfolio service fees. The platform, wrapper and advice fees are excluded.

Financial advisers can find further information at www.alphabetapartners.co.uk or via telephone at 020 8152 5120. We ask clients to please go to their financial adviser with any queries or information requests.

If you would like this document in large print or in another format, please contact us.