

Investment Objectives

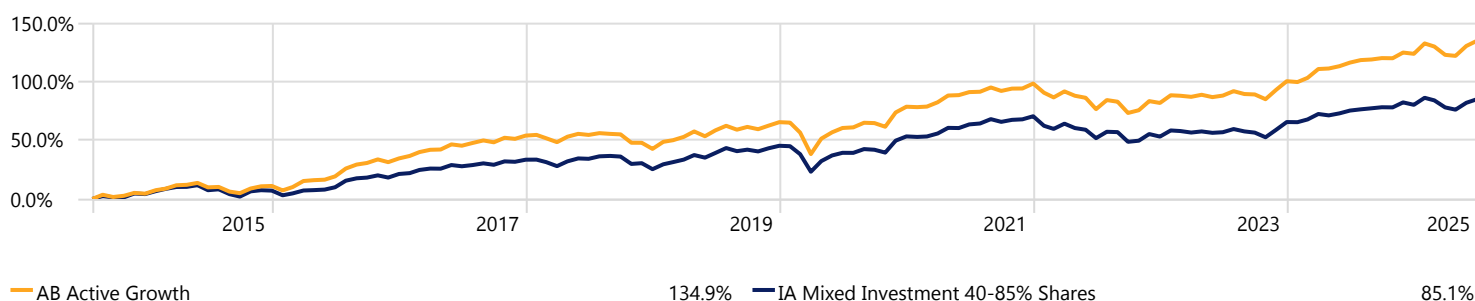
A diversified portfolio that aims to achieve capital growth over the medium to long term, seeking outperformance of the IA Mixed Investment 40-85% Shares sector average over time. The portfolio will adhere to the IA sector guidelines, which include the requirement for between 40% and 85% invested in equities.

Key Facts

Launch Date	2 June 2025
Base Currency	Pound Sterling
Benchmark	IA Mixed Investment 40-85%
Model Portfolio Service Charge (No VAT Charged)	0.25%
Underlying Fund Costs	0.60%
Total Portfolio Cost	0.85%

Investment Growth

Time Period: 01/08/2014 to 30/06/2025



Performance Summary

As at 30 June 2025	3 Month	6 Month	1 Year	3 Year	5 Year	YTD	Since 2/8/2014	2024	2023	2022	2021
AB Active Growth	5.33	4.92	8.56	32.99	46.31	4.92	134.92	11.67	10.20	-8.34	11.05
IA Mixed Investment 40-85% Shares	3.89	2.62	5.49	21.84	32.78	2.62	85.07	8.88	8.10	-10.18	11.22

Performance data should be reviewed alongside the important risk information on page 2.

This model was launched on 2 June 2025. Performance data prior to the launch date is for illustration purposes only and reflects the investment proposition managed by The Advice Centre from 1 August 2014.

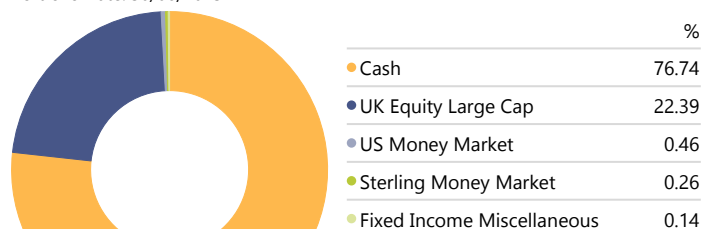
Top Holdings

Portfolio Date: 30/06/2025

Portfolio Weighting %
HSBC FTSE All Share Index C Acc
Artemis UK Select I Acc
Jupiter UK Dynamic Equity I Acc
Royal London UK Equity Income M Acc
Microsoft Corp
EUR/GBP-BONY-16-JAN-2025 (EUR GBP) Purchased
USD/GBP-BONY-16-JAN-2025 (GBP USD) Purchased
Buy GBP Sell USD on 15/07/2025 with 9005800 Purchas
NVIDIA Corp
Taiwan Semiconductor Manufacturing Co Ltd

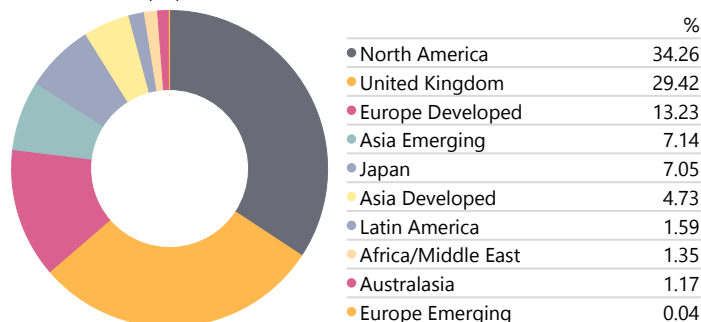
Asset Allocation

Portfolio Date: 30/06/2025



Equity Regional Exposure

Portfolio Date: 30/06/2025



Active Funds and Investment Research Provided by:

Manager Commentary

Global equity markets climbed the wall of worry during the month, moving ahead despite conflict in the Middle East and ongoing uncertainty about President Trump's trade tariffs. US equities were the driving force behind the rise, with growing optimism about trade deals, along with hopes of easier monetary policy, enthusing stock market bulls. Indeed, the main US index hit an all-time high at the end of the quarter, with technology stocks in the vanguard. Asian and emerging market indices also enjoyed strong performances, buoyed by the Chinese stock market's ongoing recovery. UK equities chalked up positive returns, with better performances emanating from the mid and smaller-cap segments, while European equities were laggards, although this was in the context of strong returns achieved earlier in the year.

It was also a positive month for fixed income assets. Government bond yields in the US declined (prices rose) as investors became increasingly optimistic that further interest rate cuts were in the offing. This backdrop was helpful for the UK gilt market, although fiscal and economic concerns were never far from the surface. Corporate and high yield bonds also delivered positive total returns.

For the month of June, the performance of the AB Active Growth Portfolio was ahead of the average return of the IA Mixed Investment 40-85% Shares sector. From an asset allocation perspective, compared to the IA sector median, the AB Active Growth Portfolio is close to neutrally weighted in bonds and cash, underweight in equities and overweight in alternative funds. Within equities, the underweight to the US was a headwind for relative performance.

Within the different segments of the AB Active Growth Portfolio, the UK equity blend performed particularly well versus the index thanks to strong returns from the three active funds, Artemis UK Select, Jupiter UK Dynamic Equity and Royal London UK Equity Income. Elsewhere, the performances of the equity fund blends were mixed in relative terms, with some lagging indices because of technical differences between fund pricing points and close of market days. Within the alternative selection, Ninety One Global Gold delivered a negative return this month; it has been an extraordinary few months for the gold price and this gold mining fund has contributed strongly to performance over a longer period. The bond fund blends all performed to expectations, delivering positive total returns over the month.

Platform Availability



Important Information

Alpha Beta Partners is a trading name of AB Investment Solutions Limited which is registered in England and Wales (no. 09138865) and authorised and regulated by the Financial Conduct Authority. Alpha Beta Partners Limited is wholly owned by Tavistock Investments Plc, and the parent company of AB Investment Solutions Limited, registered in England and Wales (no. 10963905). The registered office for both entities is 1 Queens Square, Ascot Business Park, Lyndhurst Road, Ascot SL5 9FE.

The Adviser Centre is a trading name of Embark Investments Limited and is not authorised to carry out regulated activities. Alpha Beta Partners is the discretionary manager responsible for this product and has full authority to make and enact investment decisions regarding the product. The Adviser Centre provides expert fund and investment research services to Alpha Beta Partners, supporting fund selection, monitoring of actively managed funds, and assessing suitability through independent research.

Alpha Beta Partners use all reasonable skill and care when compiling the information in this communication and in ensuring its accuracy, but no assurances or warranties are given. You should not rely upon the information in this communication in making investment decisions. Nothing in this communication constitutes advice or personal recommendation.

Past performance is not a guide to future return and may not be repeated. Investment involves risk. The value of investments and the income from them may go down as well as up and investors may not get back the amount originally invested. The performance figures are calculated in Morningstar Direct based on a standard model and may not reflect the performance of individual customer portfolios. The calculation includes all underlying fund charges and model portfolio service fees. The platform, wrapper and advice fees are excluded.

Financial advisers can find further information at www.alphabetapartners.co.uk or via telephone at 020 8152 5120. We ask clients to please go to their financial adviser with any queries or information requests.

If you would like this document in large print or in another format, please contact us.